

Hand Propelled Sweeper

Your Best Choice For House Cleaning

Upper handle

Middle handle

Bottom handle

No need power

No dust raising

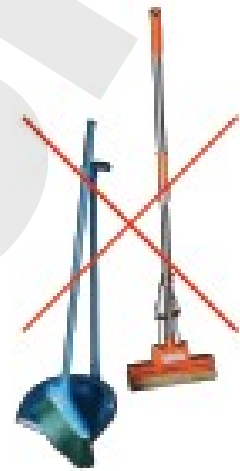
No need bend down

No dead angle

360° Rotation

Fold height: 52cm
Body height: 7cm
Extend height: 106cm


OLD Sweeper



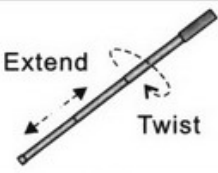
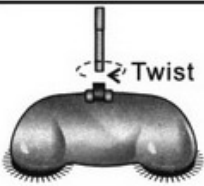


NEW Sweeper





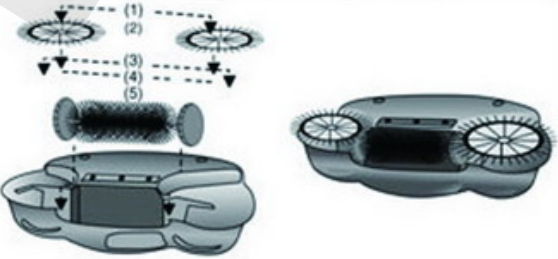
Powerful & Easy Cleaning



Instructions

step	Figure	Usage
1		Extend the first handle to your needed length Then twist it tight by clockwise Rotation
2		Twist the handle to the body by clockwise Rotation
3		Sweep the floor easily
4		Open the sweeper and throw away trash into waste-bin

Maintenance

Case 1 : Solution for the deformed hairbrush		
	Figure	Solution
		Put the deformed hairbrush into the warm water(80 °C) for 3 minutes, then the hairbrush will become the original shape.
Case 2: Replacement of hairbrush & rubber scraper		
Replace rubber scraper		Take out the screws and pull out the rubber scraper(Fig.1), then replace the new one
Clean the hairbrush		Remove the hairbrush in sequence: (1):screws,(2):brush, (3):screws,(4):removable holder, (5):Roller. Remove the hair on roller and brush, clean with water and air-dry. Then reverse the sequence(5)(4)(3)(2)(1) to finish the installation